

Money Market

- System liquidity opened the session with a positive balance of ₦3.226trn, reflecting a decline of ₦1.480trn from the previous session's balance, pressured by last Thursday's OMO auction settlement (c. ₦2.140trn).
- At the close of the session, the overnight rate increased by 7bps to 22.23%, while the Open Repo Rate and the Nigerian Overnight Financing Rate (NOFR) closed flat at 22.00%.
- The NTB secondary market traded the session on a subdued note as mild demand was seen at the mid-end of the curve, particularly on the Mar-2027 bills, with trades executed at an average yield of 16.40%. Consequently, the average market yield was steady at 16.41%.

FX Market

- The Naira on the NAFEM window appreciated to close the session at ₦1,356.27/\$1, compared with the previous session's ₦1,363.83/\$1. During the session, the spot rate traded within a range of ₦1,362.00/\$1 to ₦1,365.50/\$1. Meanwhile, the parallel market was steady at ₦1,400/\$1.

FGN Bond Market

- The FGN bond market opened the session on a subdued note, as selling pressure persisted at the belly of the curve, particularly on the Jan-2035 paper, which traded around a yield of 17.90%. Consequently, the average yield across the curve rose to 17.01%.

SSA Eurobonds Market

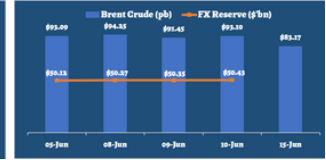
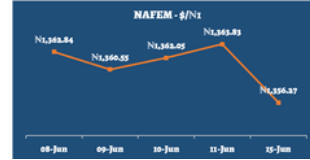
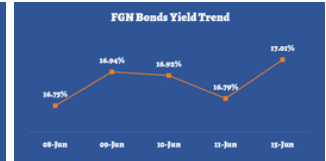
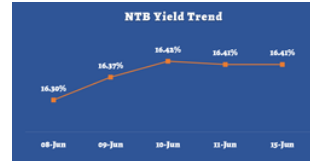
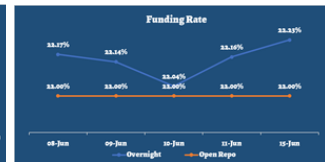
- The SSA Eurobond market traded positively following the move in the Middle East, where reports indicated that a preliminary agreement had been reached between the U.S. and Iran aimed at easing geopolitical tensions. The development supported lower oil prices and reduced concerns over inflationary pressures, tempering expectations of further hawkish policy action from the Fed. This positive sentiment outweighed concerns arising from Nigeria's May inflation print, which accelerated to 15.93%. Consequently, the average yield on Nigerian Eurobonds eased to 6.88%.

Foreign Equities Market

- Asian equities traded higher at the start of the week following reports of an interim agreement between the U.S. and Iran aimed at easing geopolitical tensions, alongside plans to reopen the Strait of Hormuz. Sentiment was further supported by positive spillover from Wall Street's strong rally on Friday, led by gains in technology stocks. Consequently, the Nikkei 225 and CSI 300 advanced by 5.4% and 1.3%, respectively.
- European equities traded mixed but closed mostly higher on Monday following reports of a memorandum of understanding between the U.S. and Iran aimed at easing geopolitical tensions and advancing a peaceful resolution. However, gains were capped after reports from Iran's Supreme National Security Council indicated that the agreement would only be formally signed on Friday upon implementation of U.S. commitments. Consequently, the STOXX Europe 600 advanced by 0.3%, while the FTSE 100 eased by 0.4%.
- U.S. equities traded higher on Monday following reports of the Memorandum of Understanding between the U.S. and Iran aimed at easing tensions in the Middle East. The development raised expectations for the reopening of the Strait of Hormuz, supporting lower oil prices and easing concerns over inflation, which strengthened expectations that the Fed could maintain its current policy stance. Consequently, the S&P 500, Dow Jones Industrial Average, and Nasdaq Composite advanced by 1.65%, 0.92%, and 3.07%, respectively.

Domestic Equities Market

- The Nigerian Stock Exchange All-Share Index declined by 54bps at the end of the trading session, closing the day with points and a market capitalisation of 243,422.34 and ₦156.12 trillion, respectively.
- The top 5 gainers for the day were ROYALEX (+10.00%), IKEJAHOTEL (+9.97%), CONHALLPLC (+9.58%), UPL (+9.09%), and MANSARD (+8.73%), while the top losers were INTENEGINS (-9.99%), ETRANZACT (-9.97%), NEIMETH (-9.94%), OANDO (-9.81%), and ABBEYBDS (-9.65%).
- The market breadth was **NEGATIVE** at 2.25x as 45 decliners outpaced 20 advancers.



Domestic Macro Indicators

Inflation Rate (Y-o-Y) (Apr 2026)	15.93%	↑
GDP Growth Rate (Y-o-Y) (Q1 2026)	3.88%	↓
Monetary Policy Rate (May 2026)	26.50%	↔
Cash Reserve Ratio (May 2026)	45.00%	↔

EVENT WATCH: JUNE

16th June	China Unemployment Rate (May) (5.2% exp. vs. 5.2% prev.)
16th June	BOJ Interest Rate Decision (1.0% exp. vs. 0.75% prev.)
16th June	G7 Summit
17th June	UK Inflation Rate MoM (May) (0.4% exp. vs. 0.7% prev.)
17th June	Eurozone Inflation Rate MoM (May) (0.1% exp. vs. 1% prev.)
17th June	US Retail Sales MoM (May) (0.5% exp. vs. 0.5% prev.)
17th June	Fed Interest Rate Decision (3.75% exp. vs. 3.75% prev.)
18th June	BOE Interest Rate Decision (3.75% exp. vs 3.75% prev.)
18th June	Initial Jobless Claims (June/13) (225k exp. vs. 229k prev.)
19th June	Japan Inflation Rate MoM (May) (0.3% exp. vs. 0.1% prev.)

Macro News: Global and Domestic

- U.S., Iran Reach Deal to Reopen Strait of Hormuz After Months of Disruption.
- FAAC: FG, states, LGs share ₦2.257tn April revenue.
- Petrol prices to hit ₦1,000 as crude falls on US-Iran peace deal.
- Price pressures return as Nigeria's headline inflation rises to 15.93%.
- DMO to reopen two FGN Bonds to raise ₦1.2 trillion at the June 22 auction.